

Project Title

Early Ambulation For Post Operative Patients With Multiple Chest Tubes

Project Members

- Yang RuiQin
- Foong Jia Yi
- Xiao Li
- Liang Ming
- Anne Tok Kim Lian
- Laurie Saldo Novilla
- Rosnita Binte Ismail
- Siti Nur Eisah Bte Zukifli
- Lee Wui Pheng Ivan

Organisation(s) Involved

National Heart Centre Singapore

Aims

50% Post operation patients can ambulate independently by POD3.

Background

See poster appended / below

Methods

See poster appended / below

Results

See poster appended / below

Conclusion

See poster appended / below

Additional Information

Singapore Healthcare Management (SHM) Conference 2021 – 2nd Prize (Operations Category)

Project Category

Care & Process Redesign

Keywords

Care & Process Redesign, Overall Equipment Effectiveness, Ambulatory Care, Length of Stay, Physiotherapy, Health Administration, National Heart Centre Singapore, Early Ambulation, Post Operative Patients, Post Operative Ambulation

Name and Email of Project Contact Person(s)


Name: Yang RuiQin

Email: singaporehealthcaremanagement@singhealth.com.sg



Singapore Healthcare Management 2021

Yang RuiQin, Foong Jia Yi, Xiao Li, Liang Ming, Anne Tok Kim Lian, Laurie Saldo Novilla, Rosnita Binte Ismail, Siti Nur Eisah Bte Zukifli, Lee Wui Pheng Ivan

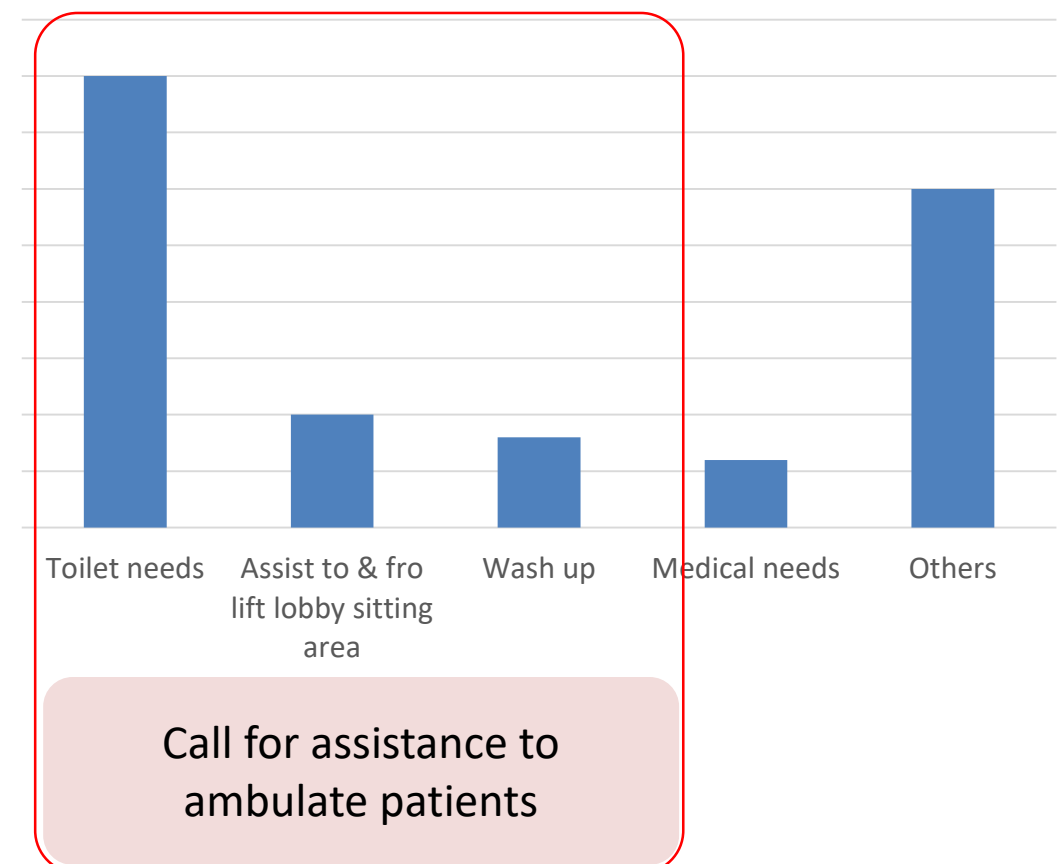


National Heart Centre Singapore
SingHealth


BACKGROUND

Early ambulation improves clinical outcomes and prevent postoperative complications for patients after cardiothoracic surgery. However post-operative patients with cardiothoracic surgery often have multiple surgical drains and medical devices like chest tubes, urinary catheter and JP drain bottles, which limit their mobility and range of movement either during physiotherapy session or when patients attempt to ambulate independently. Presently, post operation patients can ambulate independently by POD5. Delay in postoperative ambulation was found to be led by time-consuming in handling multiple drains and devices, short of manpower and safety concerns.

Frequency of Patients' Call to Bedside



*Data collected from 10 Post-operation patients per day



Old stand cannot hold certain types of chest drains due to design and irregular shape.

2.5kg chest drain weigh on 1 side leading to poor distribution of weight. Poor balance may cause the stand to topple.

Additional manpower required to hold multiple chest drains that cannot fit onto the holder.

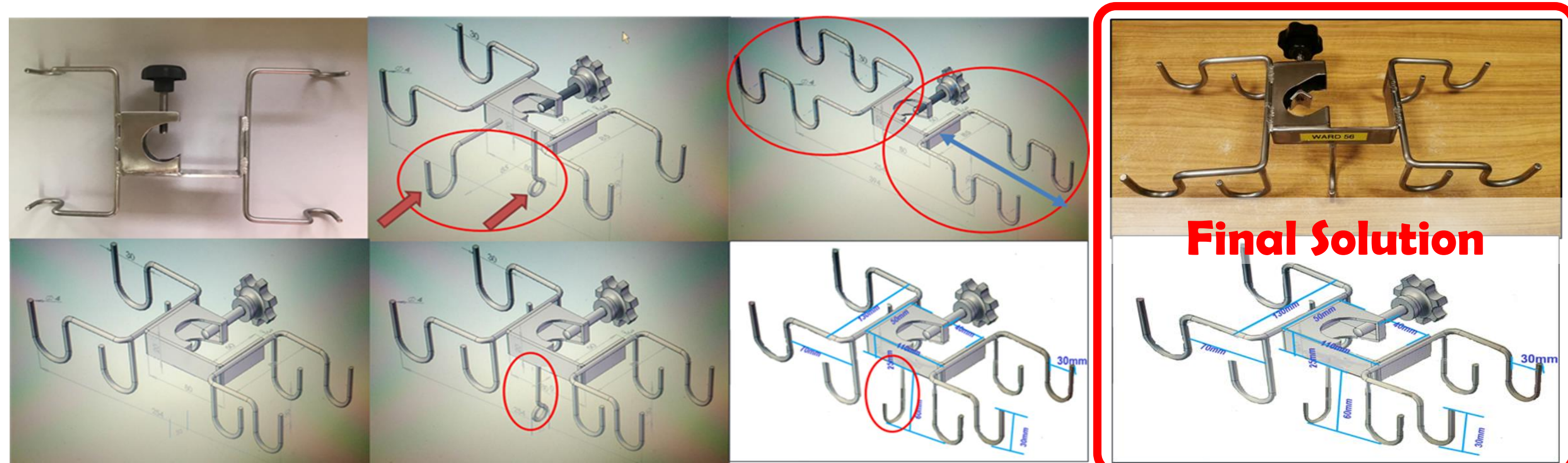
Target Setting

50% post operation patients can ambulate independently by POD3

SOLUTION

1. Replace the chest tube holder to allow for multiple chest drains of different variation and sizes

A new multi chest drain holder was designed and fabricated to securely support multiple variations of the chest drains weighing 2.5kg each. The team went through 6 versions of revisions before arriving at the final design. The "U" hooks allow the chest tubes to be hooked neatly and it is detachable allowing flexibility to adjust the height to suit patients' needs.



2. Designated 5 legged drip stands for chest drains



To ensure stability of the stand and the ease of maneuver when loaded with the heavy chest drains, all the 4 legged stands were replaced with the 5 legged stands which are more sturdy and stable. The wheels are also polished and changed

3. Avoid ward busy time for physio workout

Time	Ward Routine
0730-0830	Breakfast
0730-0900	Medication round
0900-1130	FREE
1130-1230	Patients' Lunch
1300-1400	Physiotherapist Lunch
1400-1700	FREE

A study was done on the timing of Nursing activities. Physio therapy sessions are redesigned to be carried out during periods of time when there are no busy nursing activities. Ward areas will have more room for ambulating patients.

RESULTS

BEFORE

50% Post OP Patients can ambulate independently by POD5

POD 0

No of chest tube/drain x 3-4

Patient is inserted with chest tubes and drains post operation.

POD 5

No of chest tube/drain x 1-2

Patient wean off chest tubes/ drains. Patient ambulate independently.

POD 1-2

No of chest tube/drain x 2-3

Physiotherapist start review patient / to start walking, start to wean off chest tubes/drains. Assistant required for ambulation.

POD 6

No of chest tube/drain x 0

Review and assess patient, prepare for discharge.

AFTER

50% Post OP Patients can ambulate independently by POD3

POD 3-4

No of chest tube/drain x 2-3

Patient is monitored for recovery, wean off some chest tubes/drains. Assistant required for ambulation.

50%

POD 7

No of chest tube/drain x 0

Final assessment on patient. Patient gets discharged.

Patients Discharged by POD6

The improvement in the early ambulation also led to patients **discharging early on POD6, 1 day earlier than previously on POD7.**

There is a spill over effect to another 30% of the remaining 50% of patients who ambulated 1 day early from POD6 to POD5. The improvement saved this group of patients 1 physiotherapy session as well.

Physio Time & Manpower Savings

Time taken per physio session	Time taken per physio session	No. of staff required	Sessions saved per patient	No. of affected patients/ annum	Total
POD5 to POD3	30min	2	2	1800 x 50% = 900	1800hours
POD6 to POD5	30min	2	1	1800 x 30% = 540	540hours

Nursing Time & Manpower Savings

Patient groups	Avg time taken per patient/day	No. of affected days	No. of affected patients/ annum	Total
POD5 to POD3	23.2min	2	1800 x 50% = 900	696hours
POD6 to POD5	23.2min	1	1800 x 30% = 540	208.8hours

Total Time Saved = 3244 hours/ annum

Patient Saving on Hospitalisation per Annum



50% of the 1800 annual surgery cases able to discharge 1 day earlier (from POD7 to POD6)

1800 x 50% = 900 Bed Days Saved/Annum

CONCLUSION

Improving the chest tube holder allowed better and easier ambulation for post operation patient with multiple chest drains. There is an improvement in staff morale and better team work for a holistic patient care. Patient experience was enhanced with improved their self-esteem and confidence in post operation self care. This results in speed recovery and work efficiency, thus achieving our philosophy of **PATIENTS. AT THE HEART OF ALL WE DO.**